



District Report Card: 2017


State: Uttarakhand	District: Dehradun
Class: 8	Subject: Language
Schools: 51	Students: 1168


Participation/Coverage


Students

GENDER 	Boys		Girls	
	Number	%	Number	%
	491	42.04	677	57.96

AREA 	Rural		Urban	
	Number	%	Number	%
	795	68.07	373	31.93

CATEGORY 	SC		ST		OBC		GEN	
	Number	%	Number	%	Number	%	Number	%
	307	26.28	161	13.78	399	34.16	301	25.77

CWSN 	LD	VI	HI	S&LD	ID	Oth
	2	0	0	3	5	1

Management 	Government		Government-aided	
	Number	%	Number	%
	854	73.12	314	26.88

Average Performance of Students in Language (%)

Overall	Gender		Area		Management		Social Group			
	Male	Female	Rural	Urban	Govt.	Aided	SC	ST	OBC	GEN
58.73	57.07	59.93	58.20	59.86	58.05	60.57	55.85	54.70	57.88	64.94

Performance on Learning Outcomes (LOs)

Learning Outcomes	Description	Average Performance(%)
L813	Read textual/non-textual materials with comprehension and identifies the details, characters, main idea and sequence of ideas and events while reading	58.73

Range of Performance of Students who Answered Correctly							
Below 30%		30% - 50%		50% - 75%		Above 75%	
Number	%	Number	%	Number	%	Number	%
127	10.87	250	21.40	526	45.03	265	22.69

Lowest Performing Learning Outcomes (LOs)

1 - Read textual/non-textual materials with comprehension and identifies the details, characters, main idea and sequence of ideas and events while reading (58.73)